




2017-2018

FTC AWARDS

(And How to Win Them!)





MEETS

- NO MORE JUDGING AT MEETS.
- NO MORE THINK AWARDS AT MEETS.
- But do bring your engineering notebooks to notate the performance of your team and your robot that day.
- Keep your engineering notebooks up to date. They will be judged at the League and State Championships.



League Championship

Awards



- All League level judged awards will be presented at the League Championship
- FTC INSPIRE
- THINK
- CONTROL
- PTC DESIGN
- PROMOTE (optional)
- INNOVATE
- CONNECT
- MOTIVATE
- JUDGES (optional)
- COMPASS (optional)

RTFGM = Read The Game Manual, Part 1

- Sections 10.4.1 to 10.4.9 – All award requirements are there.
- https://www.firstinspires.org/sites/default/files/uploads/resource_library/ftc/2017-2018/game-manual-part-1.pdf
- Shorter URL: <https://goo.gl/x5VDbL>

League Championship

Engineering Notebook is now required for **every** award!

Engineering Notebook Requirements by Award	
Inspire Award	<ul style="list-style-type: none"> Team must submit an Engineering Notebook. The Engineering notebook must include an Engineering section, a Team section and a Business or Strategic Plan. The entire Engineering Notebook must be high quality, thoughtful, thorough, detailed and well organized.
Think Award	<ul style="list-style-type: none"> Engineering Notebook must have an Engineering section that includes entries describing underlying science, mathematics, and game strategies. The Engineering Notebook must show that the Team has a clear
	<p>understanding of the engineering design process, with pictures or drawings and details documenting all stages of Robot design.</p> <ul style="list-style-type: none"> Notebook must recount the Team's journey, experience and lessons learned throughout the season. Engineering Notebook must be organized and follow the formatting guidelines provided by <i>FIRST</i> and include a Summary Page. Note: Teams should review the Engineering Notebook resources published in the Team Management section of the <i>FIRST</i> website.
Connect Award	<ul style="list-style-type: none"> Team must submit an Engineering Notebook. The Engineering Notebook must include a Business or Strategic plan that identifies their future goals and the steps they will take to reach those goals. The plan could include fund-raising goals, sustainability goals, timelines, outreach, and community service goals.
Rockwell Collins Innovate Award	<ul style="list-style-type: none"> Team must submit an Engineering Notebook. The Engineering Notebook must include an Engineering section that documents the design process and how the Team arrived at their design solution.
PTC Design Award	<ul style="list-style-type: none"> Team must submit an Engineering Notebook with an Engineering section that includes detailed Robot design drawings.
Motivate Award	<ul style="list-style-type: none"> Team must submit an Engineering Notebook. The Engineering Notebook must include a Business or Strategic plan that identifies their future goals and the steps they will take to reach those goals. The plan could include fundraising goals, sustainability goals, timelines, outreach, and community service goals.
Control Award	<ul style="list-style-type: none"> The Team must submit an Engineering Notebook. The Engineering Notebook must include an Engineering section that documents the control components.

RTGM = Read the Game Manual: section 10.2.5.

If the things listed in that table are missing from your engineering notebook, the team will not be eligible for the corresponding award. 😞

League Championship

Team Presentation

League
FTC
Championship

- Come to your judging session prepared to give a presentation about your team's challenges and accomplishments.
 - No PowerPoint slides.
 - Judges will ask a few short follow up questions.
 - Bring your robot and place it close to the judges so they can easily see it.
 - Impress the judges and make your team memorable



Tips to impress judges

- Study the [Team Judging Session Self Reflection Sheet](#) in the days and weeks [BEFORE](#) your League Championship.
- Use it as guide: How to impress the judges! <https://goo.gl/LJa6Gd>

Pre-Assessment (to be completed prior to the Judging session)

→ Team has prepared for the Judging session and has a plan for who will speak, when, etc.

→ Team has held practice Judging sessions.

→ Team has identified a goal for the Judging session.

First Impression (to be completed AFTER the Judging session)

All members exhibited Gracious Professionalism through their language and behavior.

Team spirit was visible in dress, energy, materials, or preparedness.

Used Judging session time efficiently and effectively.

Impress the Judges

Team Dynamic (~~to be completed AFTER the Judging~~)

Team shares the spotlight in Judging, inspection, Competition, and in the Pits by ensuring every member has a role and communicates this by words and actions.

Team has a rapport that shows attention to Teambuilding and behaves as Gracious Professionals to each other.

Speaking Skills (~~to be completed AFTER the Judging~~)

Speakers spoke clearly and enunciated.

Responded to Judges questions with thoughtful, thorough responses.

“Is there anything else you want to share?” – Team prepared with a unique tidbit about the Team or the Robot.

Impress the Judges

Presentation Skills ~~(to be completed AFTER the Judging)~~

Members made eye contact and maintained good posture when speaking to Judges, staff.

Team materials were professional, clean, easy to read.

If applicable, presentation was organized and well-rehearsed.

Listening Skills ~~(to be completed AFTER the Judging)~~

Team understood the Judges questions or asked for clarification.

Team fully responded to the Judges questions.

Team paused to allow for Judges follow-up questions.

Impress the Judges

Content ~~(to be completed AFTER the Judging Session)~~

Team shared authentic stories, proud moments, and unique tidbits.


Team articulated how, as individuals and as a Team, they have grown and interacted with others during the season.

Focused on what is unique about the Team.

Team was able to show the breadth of their Team and how each member plays a key role.

League Championship Judgment Day

- It's *not* the end of the world. But it is a fun way to show the best of your team and your robot!
- Team presentations are evaluated at Judgment Day.
- Be prepared to demonstrate your robot to the judges.
- Engineering Notebooks *may* be evaluated at Judgment Day.

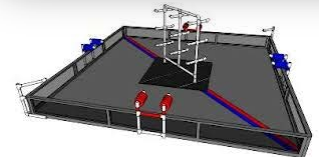


League Championship

Judgment Day



- Judgement Day is optional at League Committees discretion.
- Happens 1 day to 1 week before the League Championship.
- At Judgment Day,
 - Your team arrives at an appointed time of the day
 - Your team delivers their presentation to judges and answers questions
 - without the stress of the competition match schedule!
 - Once your team is finished, they are free to leave.
- The whole experience for a team at Judgment Day would last under an hour.



BUT...

- What if your league doesn't do a Judgment Day?
 - In that case, the league will conduct all of the judging activities during their league championship event.

Quick Quiz





- Which FTC awards are given at Meets?
 - A: NONE.
- Which awards are given at Judgment Day?
 - A: None! (but results carry forward to your League Championship).
- Which awards are given at the League Championship?
 - A: ALL Awards! Inspire, Design, Innovate, Control, Think, Connect, Motivate (and optionally Promote and Compass).
- What should teams do to prepare for an interview with the Judges?
 - Study the [Team Judging Session Self Reflection Sheet](#)
 - Study requirements for each award in the Game Manual
 - Prepare a team presentation
 - Practice, practice, practice
- Besides their robot, what is the most important item to bring to a League Championship?
 - The Team's Engineering Notebook.
 - It's required to be eligible for nearly every FTC award (except the Motivate and Promote awards).



Team Video



Team Videos are **not required** this season!



Yay!



THE AWARDS



- RTGM = Read the GAME MANUAL
 - Sections 10.4.1 through 10.4.9
 - Requirements for each award are detailed.

Resources

<https://www.firstinspires.org/resource-library/ftc/volunteer-resources>

Inspector	<ul style="list-style-type: none">• Robot Inspector Manual - updated 12/06/16• Robot Inspection Checklist - updated 10/24/16• Field Inspector Manual - updated 12/06/16• Field Inspection Checklist - updated 10/24/16• Legal and Illegal Parts List - updated 12/06/16	Shorter URL: https://goo.gl/FsF3UD This manual is not for teams, but teams may gather some valuable insight by reading these pages.
Judge	<ul style="list-style-type: none">• Judge and Judge Advisor Manual - updated 12/06/16• Awards Descriptions - updated 06/10/2016	
Mentor/Coach	<ul style="list-style-type: none">• Mentor Manual - updated 08/01/2016	Read pages 27-34 and pages 42-45
Pit Administration	<ul style="list-style-type: none">• Pit Administration Manual - updated 12/06/16	

<https://www.firstinspires.org/resource-library/ftc/preparing-for-competition>

Shorter URL: <https://goo.gl/i9eTgT>

Judging Process	<ul style="list-style-type: none">• Download and work on the Team Judging Self-Reflection Sheet. This will not be collected, but will prove useful to your Team.• Apply for the Control Award! Be sure to read the instructions and complete the Control Award Content Sheet and check with Pit Admin at the event on how to submit it.• Are optional Awards being given out? Check on submission guidelines for the Promote and Compass Award specific to the Event.• Get your Engineering Notebook up to date and cleaned up for the Judges. View the examples on the Team Management article.• Practice your Team Judging presentation. Watch this Video Tutorial.
-----------------	---